



*Quality Committed, Timely Delivered, Environmentally Driven*



## *Quality Committed, Timely Delivered, Environmentally Driven*

*Elias Woodwork has been manufacturing top quality cabinet doors and components since 1983.*

Since then, we have been helping kitchen cabinet manufacturers and refacers, along with residential and commercial millwork companies complete their projects by supplying an industry leading selection of products with quick turnaround times. We have grown a reputation of using modern technology to produce the highest quality products in the custom component industry; all with incredible efficiency.

Elias Woodwork is quality committed to the core. From the selection of trees with suitable grain and color characteristics to the final quality control inspection before products are packaged and shipped, Elias Woodwork strives for perfection. We use the latest and best technologies available to the wood manufacturing industry to ensure absolute accuracy and consistency in all steps of production. From German manufactured molding machines to Italian made flat-line spray systems, Elias Woodwork has spared no expense to bring its quality commitment to the forefront of every product offering. The combination of technology, expertise and quality control rise to the surface of every product that leaves our manufacturing facility bound for your next customer's kitchen.

Elias Woodwork is timely delivered on every product. From our Order Processing department to your receipt of tracking information

for your in-transit order, Elias Woodwork strives for timeliness. Every step of the order entry process is given a deadline and overseen by your own personal Customer Service Specialist. Once your order has been confirmed, our Production department begins to cut components within a matter of hours. Our lean manufacturing mentality and production organization means that your order is simultaneously put into production in multiple departments. While the frames for your cabinet doors are being cut and shaped, the panels are being carefully selected and color matched, while the wood for your crown mouldings are pulled out of a lift of lumber and prepared for shaping. With every department overseen and collectively managed by our veteran Production Manager, you have more than 300 people working together to deliver your next project on time.


Elias Woodwork is environmentally driven in a conscious world. From our lean manufacturing mentality to absolute use of waste, Elias Woodwork strives for environmental accountability. In all corners of our production process we aim to remove redundancy, waste and product storage. Through years of hard work and experimentation our production processes have been refined and timed to produce components only as they are needed, and not sooner. In this way we reduce the need to store and handle excess product, eliminating all energy consumption associated with doing so. The unavoidable waste wood from our manufacturing processes is converted into heat for our facility and for our lacquer curing ovens. Further, we have the privilege of working with nature's very own fiber reinforced composite: wood. In partnering with us, you and your customers are safely storing carbon removed from the atmosphere by living trees and converted into wood. Wood is the utmost in renewable and environmentally friendly materials available today and is a living, breathing and beautiful choice in an environmentally conscious world.





Raw

*4*




Stained

*6*



Painted

*20*



Rigid Thermofoil

*30*



Decorative  
Laminate Veneer

*34*



Laminate Slab

*36*



Acrylic

*38*

Moldings *24*

Accessories *26*

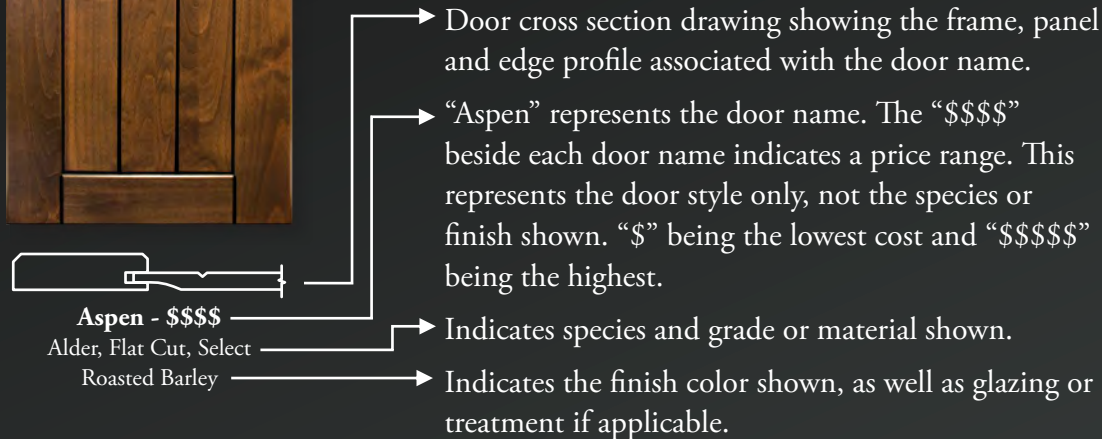
Drawer Boxes *41*

AOS Elite Cabinet Boxes *42*

Wood Types *44*



*The Premier Series catalog features a variety of door and drawer front designs with recommended moldings and accessories. Each product includes the following information:*



## Raw Wood

Elias Woodwork is equally as proud of the products that are shipped raw as we are of our top quality stained and painted parts. Whether you decide to order coated or raw products, our commitment to quality is unwavering. Each cabinet door goes through the same rigorous quality inspection stations and careful sanding process, whether we are applying the finish coat or not. That ensures that you receive components which require minimal prep work, saving you time and money. Here are a few examples of our finish ready cabinet doors in Wood, Wood / HDF combinations, and entirely HDF in both one piece and five piece styles. Options beyond these are almost limitless. All of our products can be ordered in their raw state if you wish to add your finishing touch to our products. Our combination of technology, expertise and quality control rise to the surface of every product that leaves our manufacturing facility bound for your next customer's kitchen.

## Ordering

We know your time is your most valuable resource. Ordering or requesting a quote for any Premier Series door is even easier than our standard ordering procedure. Simply indicate the door name, species and finish on your order form! Any of the wood doors in our Premier Series can be ordered in various species described on pages 43-46. We offer many finish colors and options which can be found on our website or in our sample color swatch chain. Convenient online order forms can be found at [www.eliaswoodwork.com](http://www.eliaswoodwork.com). Your dedicated Customer Service Specialist is also ready to help!



## Why Use Wood?

Wood is, without a doubt the most environmentally friendly building material on earth. Wood is renewable and is constantly growing. Wood is sustainable; harvesting the older trees allows the younger ones to grow creating a healthy and everlasting woodland environment. Unlike other materials, such as plastic, wood can be disposed of, or recycled at the end of its useful life without detriment to the environment.





**Ocean - \$\$**  
HDF



**Museum - \$\$\$**  
Maple / HDF



**Forest Hill - \$\$\$**  
Red Oak, Flat Cut, Select





**Alberto - \$\$\$**  
Walnut, Flat Cut, Select



**Arlington - \$\$**  
HDF



**Pike - \$\$**  
Cherry, Flat Cut, Select



**Mission - \$\$**  
White Maple, Flat Cut, Select





**Largo**  
HDF





# Wood Stained


Elias Woodwork offers a large range of standard stain colors on a large variety of wood species. Each of the stain colors has been chosen by our industry experts and represents the latest trends in color and fashion, including colors that will appeal to all demographics. These finishes are applied in a variety of different ways, from traditional wipe-on stains and no-touch spray stains to multi-step combination stains. Stains are carefully developed with the following principles: pleasing to the consumer, repeatable by our production department and economical for you. Elias Woodwork uses machines when applying stains wherever possible which helps maintain consistency and which reduce application cost. Our glaze colors and different glaze techniques can be added to stain colors, creating many different eye pleasing combinations. We have a standard stain color selection, please ask for a full sample color chain. Custom color formulations or matches are possible, please ask a Customer Service Specialist for more information. We understand the importance of color and it will show.




**Paramount - \$\$**  
White Maple, Flat Cut, Select  
Clear Lacquer




**Bravo - \$\$**  
White Maple, Flat Cut, Select  
Butterscotch



**Ava - \$\$**  
White Maple, Flat Cut, Select  
Milky Way



**Morris - \$\$**  
White Maple, Flat Cut, Select  
Medford




**Unity - \$\$**  
White Maple, Flat Cut, Select  
Clear Lacquer




**Mission (FM003)**  
White Maple, Flat Cut, Select  
Medford






**Hope - \$\$\$**

White Maple, Flat Cut, Select  
Umbria




**Sturgis - \$\$\$\$**

White Maple, Flat Cut, Select  
Praline



**Camryn - \$\$**

White Maple, Flat Cut, Select  
Dark Espresso



**Boulder Ridge - \$\$\$**

White Maple, Flat Cut, Select  
Smoky Mirror



**Regal - \$\$\$**

White Maple, Flat Cut, Select  
Coffee Bean





# Wood Stained



**Provincial - \$\$\$\$\$**  
White Maple, Flat Cut, Select  
Pipestone




**Arena - \$\$\$\$**  
White Maple, Flat Cut, Select  
Cafe - Artisan Mocha Glaze



**Carson - \$\$**  
White Maple, Flat Cut, Select  
Smoky Mirror



**Chalet - \$\$\$\$\$**  
White Maple, Flat Cut, Select  
Peace River Espresso



**Cayman - \$\$\$\$**  
Cherry, Flat Cut, Select  
Shadow Wall





**Stanley - \$\$\$\$\$**

Cherry, Flat Cut, Select

Champagne - Artisan Mocha Glaze - Distressed



**Laurel - \$\$\$**

Cherry, Flat Cut, Select


Virginia Cream



**William - \$\$\$\$**

Cherry, Flat Cut, Select

Amber



**Malay - \$\$\$**

Cherry, Flat Cut, Select

Coffee Bean



**Molise - \$\$\$\$**

Cherry, Flat Cut, Select

Amber



**Caravan - \$\$**

Cherry, Flat Cut, Select

Clear Lacquer - Artisan Licorice Glaze



**Highlight - \$\$\$\$**

Cherry, Flat Cut, Select

Cordovan



**Renfrew - \$\$\$\$\$**

Cherry, Flat Cut, Select

Coffee Bean




# Wood Stained



**Riverdale - \$\$\$\$\$**  
Cherry, Flat Cut, Select  
Cider - Artisan Mocha Glaze



**Florence - \$\$\$\$\$**  
Cherry, Flat Cut, Select  
Cinnamon - Artisan Mocha Glaze




**Regent - \$\$\$\$**  
Cherry, Flat Cut, Select  
Cinnamon



**Cortona - \$\$\$\$\$**  
Cherry, Flat Cut, Select  
Burgundy



**Kelmscott - \$\$\$\$**  
Cherry, Flat Cut, Select  
Roasted Barley - Artisan Licorice Glaze



**Richmond - \$\$\$**  
Cherry, Flat Cut, Rustic  
Tell Tale Walnut



**Carlo - \$\$\$**  
Cherry, Flat Cut, Select  
Café - Artisan Licorice Glaze - Distressed






**Toscana - \$\$\$**  
White Oak, Rift Cut, Select  
Cinnamon



**Collegiate (FM017)**  
White Oak, Quarter Cut, Select  
Dark Honey



**Suffolk (FM012)**  
White Oak, Flat Cut, Select  
Dark Espresso



**Valley - \$\$\$\$**  
Red Oak, Flat Cut, Select  
Clear Lacquer



**Cole - \$\$\$**  
White Oak, Quarter Cut, Select  
Champagne



**Evermore - \$\$**  
White Oak, Flat Cut, Select  
Umbria - Artisan Pewter Glaze



**Charleswood - \$\$**  
Red Oak, Flat Cut, Select  
Butterscotch



**Sanderson - \$\$\$\$**  
Red Oak, Rift Cut, Select  
Medford





# Wood Stained



**Orchard - \$\$\$\$\$**

Red Oak, Flat Cut, Select  
Roasted Barley



**Somerset - \$\$\$\$**

Red Oak, Quarter Cut, Select  
Tell Tale Walnut



**Gables - \$\$\$**

Red Oak, Flat Cut, Select  
Smoky Mirror



**Bayside - \$\$\$\$\$**

Red Oak, Flat Cut, Select  
Tell Tale Walnut - Distressed



**Pembina - \$\$\$\$\$**

Red Oak, Flat Cut, Select  
Harvest




**Frederick (F23)**

Red Oak, Flat Cut, Select  
Dark Mahogany



**Stream - \$\$**

Red Oak, Flat Cut, Select  
Peace River Espresso



**Foggy Forest - \$\$\$\$**

Red Oak, Flat Cut, Select  
Arctic Whale





**Museum - \$\$\$**  
Alder, Flat Cut, Clear  
Pecan - Artisan Mocha Glaze



**Riverbed - \$\$\$**  
Alder, Flat Cut, Knotty  
Clear Lacquer - Artisan Mocha Glaze



**Fairmont - \$\$\$**  
Alder, Flat Cut, Clear  
Amber




**Hunter - \$\$\$\$**  
Alder, Flat Cut, Select  
Umbria - Artisan Licorice Glaze




**Partridge - \$\$**  
Alder, Flat Cut, Select  
Smoky Mirror



**Aspen - \$\$\$\$**  
Alder, Flat Cut, Select  
Roasted Barley



**Ponderosa - \$\$\$\$**  
Alder, Flat Cut, Select  
Triple Walnut



**Dufferin - \$\$\$\$\$**  
Alder, Flat Cut, Knotty  
Cafe - Artisan Licorice Glaze - Distressed





# Wood Stained




**Waverly - \$\$**  
Alder, Flat Cut, Clear  
Arctic Whale



**Middlesex - \$\$\$\$\$**  
Alder, Flat Cut, Knotty  
Dark Espresso - Distressed & Antiqued



**Mission - \$\$**  
Bamboo, Vertical Carbonized, Select  
Clear Lacquer



**Imperia (FM005)**  
Alder, Flat Cut, Clear  
Charisma



**Salem - \$\$\$**  
Alder, Flat Cut, Knotty  
Dark Espresso - Distressed & Antiqued



**Pike - \$\$**  
Bamboo, Vertical Carbonized, Select  
Roasted Barley






**Century - \$\$\$\$**

Bamboo, Vertical Carbonized, Select  
Medford



**Ocean - \$\$**

Bamboo, Vertical Carbonized, Select  
Tell Tale Walnut



**Addison - \$\$**

Hickory, Flat Cut, Premium  
Clear Lacquer




**Nassau - \$\$\$**

Hickory, Flat Cut, Rustic  
Autumn




**Craftsman - \$\$\$\$**

Bamboo, Vertical Carbonized, Select  
Tell Tale Walnut



**Simplicity - \$**

Bamboo, Vertical Carbonized, Select  
Oxbow



**Wisteria - \$\$\$**

Hickory, Flat Cut, Rustic  
Cinnamon



# Wood Stained



**Naples - \$\$\$**  
Walnut, Flat Cut, Select  
Clear Lacquer




**Alphonse - \$\$\$\$\$**  
Walnut, Flat Cut, Rustic  
Triple Walnut - Distressed



**Abbott - \$\$**  
Beech, Flat Cut, Select  
Clear Lacquer



**Alliance - \$\$\$**  
Beech, Flat Cut, Select  
Golden Maple



**Dunbar - \$\$\$**  
Walnut, Flat Cut, Rustic  
Clear Lacquer



**Simplicity - \$**  
Walnut, Flat Cut, Select  
Clear Lacquer



**Old Mill - \$\$\$\$**  
Walnut, Flat Cut, Select  
Roasted Barley





**Aventura - \$\$\$**

Beech, Flat Cut, Select  
Black Magic



**Gold Coast - \$\$\$**

Hickory, Flat Cut, Premium  
Champagne



**Yukon - \$\$\$\$**

Mahogany, African, Flat Cut, Select  
Clear Lacquer



**Woodbine (FM010)**

Mahogany, African, Flat Cut, Select  
Burgundy




**Burrows - \$\$\$\$**

Beech, Flat Cut, Select  
Chocolate Cherry



**Umbria - \$\$\$**

Mahogany, African, Flat Cut, Select  
Clear Lacquer



**Brooklyn - \$\$\$**

Mahogany, African, Flat Cut, Select  
New York Cherry





# Wood Stained



**Sunset - \$\$\$\$**

White Pine, Flat Cut, Clear  
Clear Lacquer




**York - \$\$\$**

White Pine, Flat Cut, Knotty  
Walnut



**Liberty - \$\$**

White Pine, Flat Cut, Knotty  
Cinnamon - Artisan Licorice Glaze - Distressed



**Matrix - \$\$\$**

Fir, Quarter Cut, Select  
Clear Lacquer



**Birmingham (FM013)**

Fir, Quarter Cut, Select  
Clear Lacquer




**Boswell - \$\$\$**

Fir, Flat Cut, Clear  
Copper






**Augustus - \$\$\$\$\$**  
White Ash, Flat Cut, Select  
Fruitwood




**Collingwood - \$\$\$\$\$**  
Cedar, Flat Cut, Knotty  
Clear Lacquer



**Forest Hill - \$\$\$**  
Poplar, Flat Cut, Select  
Dark Mahogany



**Romeo - \$\$\$**  
White Birch, Flat Cut, Select  
Dark Honey



**Bridgeport - \$\$\$\$\$**  
Cedar, Flat Cut, Clear  
Roasted Cedar






# Wood Painted


Elias Woodwork offers a full line of products with a vast solid color (i.e. paint) selection. These finishes can be applied to our products manufactured from Wood frame / HDF panel combinations, and entirely HDF doors in both one piece and five piece styles. The solid colors are machine sprayed horizontally to achieve high solids, with a no-sag, no-run finish. It is then machine transferred directly into flash off ovens, which are environment and heat controlled. The ovens are key to preventing airborne particle contamination from getting trapped in the top coats. The result of this process is a coating that is both beautiful and durable. Our glaze colors and different glaze techniques can be added to the solid colors, creating many different eye pleasing combinations. We have a standard solid color selection, please ask for a full sample color chain. Custom color formulations or matches are possible, please ask a Customer Service Specialist for more information.





**Arlington - \$\$**  
Maple/HDF  
Morning Dew



**Mercury - \$\$\$**  
Maple/HDF  
Satin White



**Serenity - \$\$\$**  
Maple/HDF  
Satin White



**Arlington - \$\$**  
Maple/HDF  
Olson Taupe



**Alberto - \$\$\$**  
Maple/HDF  
Sandstone



**Prairie - \$\$**  
Maple/HDF  
Featherdown





**Colborne - \$\$\$**  
Maple/HDF  
Sandstone - Artisan Mocha Glaze




**Villa - \$\$\$**  
Maple/HDF  
Hawthorne Cream - Artisan Mocha Glaze - Distressed



**Bethel - \$\$**  
Maple/HDF  
Starry Night



**Eclipse - \$\$\$**  
Maple/HDF  
Charcoal




**Andeo - \$\$\$\$\$**  
Maple/HDF  
Black - Artisan Vanilla Glaze



**Atlantic - \$\$\$\$\$**  
Maple/HDF  
Ocean Floor - Artisan Licorice Glaze



**Aria - \$\$\$**  
Maple/HDF  
Stone Grey







# Wood Painted




**Shepherd - \$\$**  
Maple/HDF  
Down Home



**Santolina - \$\$**  
Maple/HDF  
Centauri Wolfram



**Osprey - \$\$**  
Maple/HDF  
Floral White



**Cottage - \$\$\$\$**  
Maple/HDF  
Hawthorne Cream



**Harvard - \$\$\$**  
Maple/HDF  
Floral White



**Dawson - \$\$**  
Maple/HDF  
Sundown



**Davenport - \$\$\$\$\$**  
Maple/HDF  
Mushroom- Artisan Licorice Glaze






**Milan - \$\$\$**  
Maple/HDF  
Pearl Grey




**Causeway - \$\$\$**  
Maple/HDF  
Starry Night



**Mesa - \$\$**  
Maple/HDF  
Shade



**Copley - \$\$**  
Maple/HDF  
Cinder Grey



**Ireland - \$\$**  
Maple/HDF  
Indigo



**Ocean - \$\$**  
Maple/HDF  
Satin White





# Wood Moldings

Moldings can put the finishing touches on a kitchen or millwork project to achieve that perfect look. All of our wood moldings are available raw, stained, primed or painted, and can even have special treatments applied such as glaze and distressing. Elias Woodwork understands the important role that moldings play in design, so our profile selections are great. This is a small representation of the most popular moldings, but our Product Catalog and website boast thousands of profiles to choose from. If you can't seem to find the perfect design, just contact one of our Customer Service Specialists to get your own custom profile made. If you can dream it and draw it, we can manufacture a unique molding for your project.



**Crown - J1155**  
78.9(3 1/8") x 54.4(2 1/8")



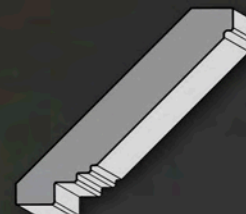
**Crown - J1612**  
78.8(3 1/8") x 54.4(2 1/8")



**Crown - J884**  
54.0(2 1/8") x 88.9(3 1/2")




**Crown - J004**  
55.6(2 3/16") x 41.3(1 5/8")



**Crown - J1242**  
96.0(3 3/4") x 86.9(3 7/16")



**Crown - J012**  
69.8(2 3/4") x 106.4(4 3/16")



**Crown - J1499**  
75.6(3") x 68.3(2 11/16")



**Crown - J1118**  
76.0(3") x 76.0(3")



**Crown - J1312**  
76.2(3") x 76.2(3")



**Light Rail - J1805**  
20.3(13/16") x 50.8(2")  
D31 Door Edge



**Light Rail - J192**  
19.1(3/4") x 76.2(3")



**Light Rail - J1486**  
20.6(13/16") x 76.2(3")



**Light Rail - J1205**  
20.9(13/16") x 76.2(3")





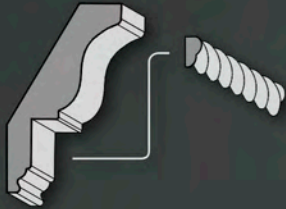
**Crown - J1517**  
125.4(4 15/16") x 125.4(4 15/16")



**Crown - J806**  
42.0(1 5/8") x 71.6(2 13/16")



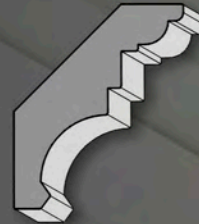
**Crown - J118**  
63.0(2 1/2") x 32.5(1 1/4")



**Crown - J124/J129**  
53.8(2 1/8") x 88.7(3 1/2")



**Crown - J113**  
78.5(3 1/16") x 48.5(1 15/16")



**Crown - J1528**  
80.2(3 1/8") x 96.8(3 13/16")



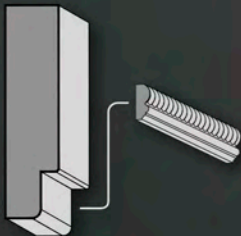
**Light Rail - J1630**  
19.1(3/4") x 63.5(2 1/2")



**Light Rail - J970**  
38.1(1 1/2") x 57.1(2 1/4")



**Light Rail - J1796**  
20.3(13/16") x 50.8(2")  
D10 door edge



**Light Rail - J1629/1658**  
19.1(3/4") x 76.2(3")



**Light Rail - J940**  
19.1(3/4") x 76.2(3")



**Light Rail - J1803**  
20.3(13/16") x 50.8(2")  
T Door Edge



# Wood Accessories

The right custom accessories can give a kitchen a unique personality, and be useful at the same time. Carefully selected corbels and posts are a designer's dream, while smart use of range hoods and wine racks are both beautiful and effective. All of our wood accessories are available raw, stained, primed or painted, and can even have special treatments applied such as glaze and distressing. This is a small representation of the most popular accessories, but our Product Catalog and website boast many more options.



**Milan Corbel w/ Acanthus Leaves 8030**  
Cherry, Flat Cut, Select  
Coffee Bean



**Athens Mission Corbel 8023**  
Red Oak, Flat Cut, Select  
Harvest



**Milan Mission Corbel 8013**  
White Maple, Flat Cut, Select  
Raw



**Athens Bar Corbel 8020**  
Walnut, Flat Cut, Select  
Clear Lacquer



**Roman Classic Island Height Corbel 1405**  
White Maple, Flat Cut, Select  
Café



**Traditional Corbel 8728**  
Alder, Flat Cut, Clear  
Pecan



**Traditional Corbel 8730**  
White Maple, Flat Cut, Select  
Raw





**Mendoza Beaded Corbel 8452**  
White Maple, Flat Cut, Select  
Cafe - Artisan Mocha Glaze



**Corbel with Backer Board**  
White Maple, Flat Cut, Select  
Satin White



**Classic Modified Bar Corbel 8100**  
White Maple, Flat Cut, Select  
Raw



**Traditional Bracket 8721**  
White Maple, Flat Cut, Select  
Raw



**Traditional Bracket 8722**  
White Maple, Flat Cut, Select  
Raw



**Milan Classic Corbel 8010**  
Cherry, Flat Cut, Select  
Clear Lacquer



**Hillcrest Coastal Corbel 8092**  
White Maple, Flat Cut, Select  
Champagne



**Capri Classic Corbel 8000**  
White Maple, Flat Cut, Select  
Raw



**Verona Classic Corbel 8080**  
White Maple, Flat Cut, Select  
Raw




**Athens Bar Corbel with Acanthus Leaves 8025**  
White Maple, Flat Cut, Select  
Raw



# Wood Accessories



**Malay Valance**  
Cherry, Flat Cut, Select  
Coffee Bean



**Colborne Valance**  
Maple/HDF  
Sandstone



**Fairbank Valance**  
Cherry, Flat Cut, Select  
Tell Tale Walnut



**Scalloped Valance**  
Red Oak, Flat Cut, Select  
Clear Lacquer



**Wilmington Island Post 1408**  
Red Oak, Flat Cut, Select  
Dark Mahogany



**Fluted Islander Leg 1460**  
White Maple, Flat Cut, Select  
Medford



**Basket Weave Island Post 1474**  
Cherry, Flat Cut, Select  
Amber



**Barley Twist Island Post 1495**  
Cherry, Flat Cut, Select  
Cider



**Four Sided Tapered Island Post 1480**  
White Maple, Flat Cut, Select  
Clear Lacquer



**Islander w/ Acanthus Leaves Island Post 1441**  
Cherry, Flat Cut, Select  
Coffee Bean



**Solaris Fusion Leg 2410**  
White Maple, Flat Cut, Select  
Brushed Aluminum, Dark Espresso



**Electrical Receptacle Box Installed 1488**  
Soft Maple, Flat Cut, Select  
Sandstone





**Contemporary Kitchen  
Island Post 2452**  
White Maple, Flat Cut, Select  
Raw



**Square Mission Island Post 1445**  
White Maple, Flat Cut, Select  
Raw



**Narrow Islander  
Island Post 1440**  
White Maple, Flat Cut, Select  
Raw



**Massive Farmbrook  
Island Post 1432**  
White Maple, Flat Cut, Select  
Raw



**Hartford Square Tapered  
Bun Foot 4084**  
White Maple, Flat Cut, Select  
Raw



**Square Tulip Furniture  
Bun Foot 4102**  
White Maple, Flat Cut, Select  
Raw



**Fluted Filler "B"**  
Cherry, Flat Cut, Select  
Raw



**Fluted Filler "D"**  
White Maple, Flat Cut, Select  
Raw



**Deluxe Arched Signature Range Hood**  
White Maple, Flat Cut, Select  
Cider



**Artisan Series Range Hood**  
White Maple, Flat Cut, Select  
Amber





# *Rigid Thermofoil*


Thermofoil, sometimes referred to as RTF (meaning, simply Rigid Thermofoil) is actually a form of laminate. It is a vinyl film applied to MDF with heat and pressure. Thermofoil is available in a large variety of solid colors and many patterns including wood grains and metallic patterns. The application process makes it possible for Thermofoil to resemble wood, marble or granite detailing more closely than laminate can. Some of our new RTF colors have incredibly realistic textured wood grains that look great in many applications. Our door and molding styles, as well as our color selection satisfy both timeless and trendy designs.



**Clarke - \$\$**  
RTF  
Soprano



**Aurora - \$**  
RTF  
Mirage Yellow



**Odyssey - \$**  
RTF  
Starlight White High Gloss



**Spectrum - \$\$**  
RTF  
Classic Maple



**Fraser - \$**  
RTF  
Aria






**Marshall - \$\$**  
RTF  
Deer Paint



**Clairlea - \$**  
RTF  
Ruby Red




**Hillcrest - \$\$**  
RTF  
Wenge




**Marco - \$**  
RTF  
Swiss Elm Dark



**Hudson - \$**  
RTF  
Red High Gloss



**Hilltop - \$**  
RTF  
Antique White




**Pacific - \$**  
RTF  
Satin White



# *Rigid Thermofoil*



**Seaside - \$**  
RTF  
Centauri Wolfram




**Pacific - \$**  
RTF  
Arctic Groovz



**Burnaby - \$**  
RTF  
Queenston Oak



**Lombard - \$**  
RTF  
Portuna Grey



**Lombard - \$**  
RTF  
Aria



**Largo - \$**  
RTF  
Lausanne E (Gray)





**Spectrum - \$\$**  
RTF  
Stone Grey



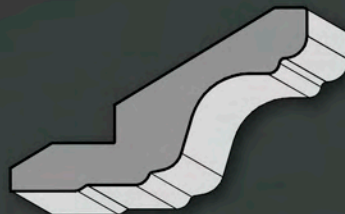
**Destin - \$**  
RTF  
Queenston Oak



**Rockcliffe - \$**  
RTF  
Lausanne

## Molding Profiles


Most of our wood molding profiles are available in RTF as well. These are just a few suggested profiles. See our website or Product Catalog for more options.



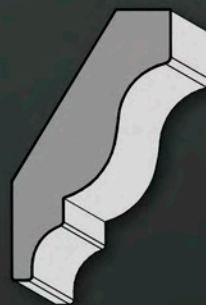
**J113**  
 $3\frac{1}{16}" \times 1\frac{15}{16}"$   
(78.5 x 48.5mm)



**J1154**  
 $3\frac{1}{16}" \times 1\frac{7}{16}"$   
(78.3 x 36.4mm)



**J1802**  
 $1\frac{3}{16}" \times 2"$   
(20.3 x 50.8mm)



**J806**  
 $1\frac{5}{8}" \times 2\frac{13}{16}"$   
(42 x 71.6mm)



**J807**  
 $1\frac{1}{8}" \times 1\frac{13}{16}"$   
(28.3 x 46.7mm)



**J208**  
 $\frac{3}{4}" \times \frac{3}{4}"$   
(19.1 x 19.1mm)



**J214**  
 $\frac{9}{16}" \times \frac{3}{4}"$   
(13.6 x 18.8mm)



**J861**  
 $\frac{1}{4}" \times \frac{3}{4}"$   
(6.4 x 19.1mm)




**J202**  
 $\frac{3}{4}" \times \frac{3}{4}"$   
(19.1 x 19.1mm)





# Decorative Laminate Veneer (DLV)

Directional grain patterns achieved by a real five piece construction process make this style of door an attractive choice. Realistic textured wood grain patterns have added to an already interesting line of products. The surface of polyester thermally fused laminates equals or exceeds vertical grade high-pressure laminates and outperforms foils, top coated papers and vinyl in wear, scuff, stain and heat resistance.



**Discovery¹ - \$\$**  
DLV  
Takase Teak



**Discovery² - \$\$**  
DLV  
Dark Chocolate




**Discovery² - \$\$**  
DLV  
Milano Oak




**Crown Pointe - \$\$**  
DLV  
Inspiration




**Crown Pointe - \$\$**  
DLV  
Chocolate Pear Tree



**Mystique - \$**  
DLV  
Grigio




**Mystique - \$**  
DLV  
Milano Oak



**Portico - \$\$**  
DLV  
Riva



## Molding Profiles Available



**Portico - \$\$**

DLV  
Ember



**4021**

$3\frac{5}{16}" \times 1\frac{13}{16}"$   
(84.9 x 46.3mm)



**5027**

$2\frac{3}{8}" \times 2\frac{7}{16}"$   
(60.1 x 62.7mm)



**4022**

$\frac{5}{8}" \times 2\frac{3}{4}"$   
(16 x 70.6mm)



**J4409**

$\frac{3}{4}" \times \frac{1}{2}"$   
(19.1 x 12.7mm)



**4786**

$\frac{3}{4}" \times \frac{3}{4}"$   
(19.4 x 19.4mm)




**4439**

$1" \times 1"$   
(25.6 x 25.6mm)




**4632**

$\frac{1}{4}" \times 1\frac{1}{4}"$   
(7 x 31.9mm)




**Portico - \$\$**

DLV  
White Chocolate




**Portico - \$\$**

DLV  
Mystic



**Portico - \$\$**

DLV  
Skye



**Portico - \$\$**

DLV  
Inspiration





# Laminate Slab

Straight lines and a smooth, simple look are easy to achieve with our line of Laminate one piece slab style doors. Our industry-leading machinery ensures a virtually invisible transition from the edge-band to the face of the door effectively enhancing this modern style. We have partnered with design leaders to display this color collection, so start designing today! Color choices are nearly endless with our laminate slab doors, so be sure to contact one of our Customer Service Specialists for more ideas.



Particle Core

**Summit - \$\$**

LPL

Winter Fun



Particle Core

**Summit - \$\$**

LPL

Weekend Getaway



Particle Core

**Summit - \$\$**

LPL

Casting at First Light



Particle Core

**Summit - \$\$**

LPL


Après-Ski





Particle Core

**Summit - \$\$**  
LPL  
Sunset Cruise



Particle Core

**Summit - \$\$**  
LPL  
Stargazer



Particle Core

**Summit - \$\$**  
LPL  
After Hours



Particle Core

**Summit - \$\$**  
LPL  
Tea for Two



Particle Core

**Summit - \$\$**  
LPL  
Sunday Brunch



Particle Core

**Summit - \$\$**  
LPL  
Tête-à-Tête





# Acrylic

Our line of high gloss and matte acrylic doors are the ultimate in modern designs. The acrylic layer is done through an extrusion process to provide deep high gloss color without ripples. It is then laminated on an MDF board. The doors and panels have the acrylic on the face and on the back to maintain panel flatness. The doors and panels are edge banded with a color matched 1mm ABS banding and it will produce a near seamless appearance. The Acrylic doors are 21 mm thick. Minor scratches and scuffs can be easily removed from this acrylic by hand with liquid polishes and soft polishing cloths.



**McLaren - \$\$\$\$**

Acrylic  
High Gloss White



**McLaren - \$\$\$\$**

Acrylic  
High Gloss Grey Metallic




**McLaren - \$\$\$\$**

Acrylic  
High Gloss Red



**McLaren - \$\$\$\$**

Acrylic  
High Gloss Dark Grey



**McLaren - \$\$\$\$**


Acrylic  
High Gloss Black





**McLaren - \$\$\$\$**

Acrylic  
High Gloss Black Metallic








**McLaren - \$\$\$\$**  
Acrylic  
Matte Pure White 11082



**McLaren - \$\$\$\$**  
Acrylic  
Grey 85468



**McLaren - \$\$\$\$**  
Acrylic  
Grey 85383



**McLaren - \$\$\$\$**  
Acrylic  
Black 8421





# *Curved Doors & Components*

*Your options are nearly endless...*

with our **curved door and component** program.

Choose any door style or molding profile, along with face frames and other wood components in the radius to custom fit your project.



# *Drawer Boxes*



**D104**  
White Maple, Flat Cut, Select



**D300**  
Baltic Birch, Flat Cut, Select



**Knife Block Insert - KA**  
White Maple, Flat Cut, Select



**Spice Rack Insert - SA**  
White Maple, Flat Cut, Select



**D115 (Pot & Pan with Hand Pull)**  
White Maple, Flat Cut, Select



**D133**  
Cherry, Flat Cut, Select



**D125 Corner Box**  
White Maple, Flat Cut, Select



**D123 Corner Box**  
White Maple, Flat Cut, Select



**D141**  
White Maple, Flat Cut, Select



**D117**  
Walnut, Flat Cut, Select



**D112**  
White Maple, Flat Cut, Select



**D112/S**  
White Maple, Flat Cut, Select



# AOS Elite Cabinet Boxes

Elias Woodwork provides a full custom solution to all of your kitchen and bath remodeling needs with our Assemble On Site (AOS) line of cabinet boxes. Our European style frameless cabinet boxes are available in standard white furniture board or UV finished birch plywood with two assembly options. Our face frame cabinet boxes are available in various species of plywood featuring the Cabinotch® Custom Cabinet Box System. Both lines are fully customizable and manufactured in North America.

## Frameless AOS Cabinet Box Features:

- Available in white furniture board or UV finished birch plywood.
- Edgebanded white or with various matching wood grains.
- Using Carb 2 Compliant materials only.
- Manufactured in North America.
- Lock Dowel Assembly:
  - Easy and fast assembly using only a rubber mallet and glue. No screws required.
  - Available in 3/4" (19mm) thick sides, backs, bottoms, tops and shelves.
- Screw & Dowel Assembly:
  - Easy fast assembly using supplied dowels and screws.
  - Available in 5/8" (16mm) thick sides, backs, bottoms and tops. Shelves are 3/4" (19mm) thick.

## Face Frame AOS Cabinet Box Features:

- Fast assembly using a patented wood on wood locking joint for solid, high quality construction. Assembly requires no clamps. Glue and minimal pin nailing is required. A standard 24" base cabinet can be assembled in 5 minutes.
- 1/2" (12mm) thick sides, backs, bottoms and tops with 3/4" shelves.
- Durable Ultraviolet (UV) resistant finished interiors.
- Fully finished face frames, toe kicks and end panels to match your selected door style.
- Available in plywood; Cherry, Hickory, Hard Maple, Poplar, Alder, Red Oak, Walnut, White Oak and Paint Grade Soft Maple. Lead time will vary with species choice.

The image features a large, semi-transparent 'AOS Elite' logo in the center. 'AOS' is in a bold, white, sans-serif font, while 'Elite' is in a teal, cursive script font. The background is a photograph of a kitchen with white cabinetry and a countertop. In the foreground, two wooden cabinet boxes are shown. One is a base cabinet with its door open, revealing a white interior shelf. The other is a taller cabinet with a drawer and a door, both with silver handles. The floor is made of light-colored tiles.



## *We manufacture the following additional products to complete your project:*


- Cut To Size Plywood
- Edgebanding
- Veneers
- Cutting Boards
- Laminated Slabs
- Trivets
- Cutlery Inserts
- Curved Dovetail Drawer Boxes
- Curved Molding
- Moldings For Any Application
- Wine Rack Lattice
- Louvered Doors
- Passageway Doors
- Wainscot
- Bread Boards
- Face Frames
- Curved Face Frames
- Stair Railing
- Balusters & Newel Posts
- Knick Knack Shelves
- Laser Engraving
- Door Options Such As Hinge Boring, Finger Pulls, Etc.
- Range Hoods

## *Contact us today to order your Sample Kit*


Get started today with our Dealer Aid Sample Kits. Each kit contains sample doors, product guide package with catalogs, wood color sample chain (stain & paint), DLV color sample chain, Acrylic sample chain and RTF color sample chain. There is additional marketing material available and each kit can be customized with your choice of door samples from our stock door list. Call us today for Sample Kit options available, or to order your customized kit.




Wood Paint Colors




Wood Stain Colors



RTF Colors




DLV Colors



LPL Colors



Acrylic Colors





# Wood Types

## *Alder, Flat Cut*

**Clear** – Color on this type of door will be fairly uniform with consistent grain structure. You will receive a light brown color matched door free of knots. This type of door is usually finished with a light colored spray stain.

**Knotty** – Color on this type of door will be fairly uniform but grain variations and knots of all types and sizes will be present. It should be noted that alder knots usually contain slightly opened cracks or are pitted. Even though the knots are pitted an attempt is made to make sure they are not completely through the door. This type of door is usually finished with a light colored spray stain.

## *Ash, Black, Flat Cut*

**Select** – Black Ash has a medium to coarse texture similar to Oak. The heartwood is a light brown color, though darker shades can also be seen. Black Ash tends to be a bit darker in color than our White Ash. Our select grade is free of knots and is best suited for medium to dark stains.

## *Ash, White, Flat Cut*

**Select** – White Ash has a medium to coarse texture similar to Oak. Our Select grade of White Ash consists of mainly the sapwood in the material, making the color white and uniform in appearance. This grade is virtually knot free and is suited for clear coat and light stains.

## *Bamboo, Vertical Grain Carbonized*

**Select** – Vertical grain is made by laminating strips of bamboo turned on their edges so that the flat faces are pressed together. Bamboo is a low resin, open grained material that takes stains and top coats exceptionally well. Carbonized bamboo may

be called “caramelized”. When raw bamboo is carbonized, it takes on a medium brown color.

## *Beech, Flat Cut (Steamed Beech)*

**Select** – This wood is primarily reddish-brown in color and slightly coarse with conspicuous rays and tiny pores. The grain is straight with a fine, even texture. There is very little variation in colors in the Select grade of Beech.

## *Cedar, Flat Cut*

**Clear** – Clear Cedar has a rich textured grain with colors ranging from mellow ambers to reddish cinnamons and rich sienna browns. Its warm coloring is complimented by a uniform, fine-grained texture with a satin luster. Cedar accepts a range of finishes, from fine oils and stains to solid coatings and paint.

**Knotty** – Knotty Cedar has a rich textured grain with colors ranging from mellow ambers, reddish cinnamons and rich sienna browns. The only difference from our Clear grade is that we include a variety of different size of knots in each door. Its warm coloring is complimented by a uniform, fine-grained texture with a satin luster. Cedar accepts a range of finishes, from fine oils and stains to solid coatings and paint.

## *Cherry, Flat Cut*

**Natural** – is our most economical grade of Cherry cabinet door. A variety of color and grain variations including sapwood and a moderate amount of pitch marks and or pin knots are randomly assembled to yield an attractive door with lively character. Virtually any spray stain finish colors work well on this door depending on taste.

**Select** – Is our most common grade of Cherry cabinet door. Color and grain variations are only tolerated to a limited degree. The color is fairly uniform with little or no sapwood and is well matched. Moderate color variations are allowed between doors. A few small pitch marks and/or pin knots may be allowed and some sapwood and or mineral streaks may be found in machined areas. This door is well suited to most applications where medium to light spray stain finishes are required.



**Premium** – Is our finest grade of Cherry cabinet door. Color and grain uniformity are assured. All doors in a given order are made from material of the same color and grain characteristics with very low tolerance for pitch marks, sapwood, and pin knots or variations in machined areas. This door is of excellent quality and perfect for clear or light finishes, or where customer's expectations of color uniformity are extremely high.

**Rustic** – Is a special designer grade of Cherry cabinet door with enhanced character. Color, grain variations, and smaller knots including a limited amount of sapwood, and a large amount of pitch marks are matched to result in a unique and expensive old world look. Virtually any finish colors in spray stains work well on this door depending on taste.

### *Fir, Flat Cut*

**Clear** – Fir ranges in color from light in the sapwood to yellowish reddish-brown in the heartwood. The grain is defined and has a distinctive grain pattern when flat cut. The wood is fine to medium texture, straight grain and non-porous. This grade is free of knots.

### *Fir, Quarter Cut*

**Select** – Fir ranges in color from light in the sapwood to yellowish reddish-brown in the heartwood. When Fir is Quarter Cut (sometimes referred to as vertical grain or VG Fir) the sapwood and heartwood create a straight line look on the surface. The wood is fine to medium texture, straight grain and non-porous. This grade is free of knots.

### *Hickory, Flat Cut (sometimes called Pecan)*

**Premium** – In our Premium grade of Hickory cabinet doors you will receive a calico look in each door. Sapwood and heartwood are matched and blended to flow through the panel in such a way as to minimize abrupt color changes along lamination lines. This is a very attractive, natural looking door and is usually finished clear but most light spray stains work well on this door.

**Rustic** – Our Rustic grade of Hickory is our most colorful grade. Color and grain variations including sapwood and heartwood are included in each door producing a door that has colors that range from whites to blacks. Closed knots, mineral staining, and pitch marks are allowed throughout. Doors in this wood type are usually finished clear but most light spray stains work well on this door.

### *Lyptus, Flat Cut*

**Select** – Colors are selected so each door will show the full range of natural colors, from salmon pink to a darker brownish red. Color tends to deepen with age. The grain tends to be straight and even. Also, since the wood is grown and pruned on a plantation, there tends to be few knots or other abnormal grain patterns.

### *Mahogany, African, Flat Cut*

**Select** – African Mahogany has a pale reddish-brown color with a straight, interlocking grain. The irregular patches or streaks in the grain produce beautiful dark and light bands of color when finished. It is free of knots and suited for clear coats to dark stains.

### *Maple/HDF (Paint Grade)*

Our most common paint grade cabinet door and our standard default is manufactured with a Hard Maple frame and an HDF panel. This product is best suited for a solid colored lacquer or "paint" finish. Please specify other combinations if required.

### *Pine, Flat Cut (Eastern White)*

**Knotty** – Is our most popular grade of Pine cabinet door. Color, grain variations, knots, and other natural characteristics are selected and matched to produce an attractive door. Large knots are avoided in stile material to avoid warping. An attempt is made to ensure knots in panels are well spaced, will remain tight, and are not generally in machined areas.



Knotty Pine doors are usually finished clear or with very light spray stains to avoid the blotchiness often associated with wipe on stains.

**Clear** – Color and grain variations are selected and matched to produce a fairly uniform light colored door. Clear coat or spray stains are recommended.

### *Red Birch, Flat Cut*

**Select** – Our Select grade of Red Birch comes out of the Yellow Birch species. We only use heartwood resulting in the reddish-brown color to appear in each door. It is free of knots and suited for clear coat or stain.

### *Red Oak, Rift Cut*

**Select** – Color and grain variations are only tolerated to a limited degree. The color is fairly uniform and well matched. Moderated color variations are allowed between doors. A few of the smallest pin knots may be allowed along with a small amount of mineral streaks and sapwood allowed in machined areas. Being Rift Cut, this wood type minimizes the ray flakes in the Red Oak and creates a fairly 'straight grain' look. This door is well suited to most applications where light to medium spray or wipe stain finishes are specified.

### *Red Oak, Flat Cut*

**Natural** – Is our most economical grade of Red Oak cabinet door. Color and grain variations are allowed. Mineral stain, sapwood, and a limited number of pin knots are allowed with the best side turned forward at glue up. Machining quality is the same as any other grade. This grade is best suited to medium to dark finishes or spray stains with hiding characteristics.

**Select** – Is our most common grade of Red Oak cabinet door. Color and grain variations are held to closer tolerances than in the Natural grade. The color is fairly uniform and well matched. Moderate color variations are allowed between doors. A few of the smallest pin knots may be allowed along with a small amount of mineral streaks and sapwood allowed in machined areas. This door is well suited to most applications where lighter spray or wipe stain finishes are specified.

**Premium** – Is our top grade of Red Oak cabinet door. Color and grain uniformity are assured. All doors in a given order are made from material of the same color and grain characteristics with very low tolerance for variations in machined areas. This door is of impeccable quality and perfect for clear or light spray or wipe stain finishes.

### *Red Oak, Quarter Cut*

**Select** – Color and grain variations are only tolerated to a limited degree. The color is fairly uniform and well matched. Moderate color variations are allowed between doors. A few of the smallest pin knots may be allowed along with a small amount of mineral streaks and sapwood allowed in a machined areas. Being Quarter Cut, this wood type creates a fairly 'straight grain' look with an emphasis being placed on choosing material with ray flakes. This door is well suited to most applications where light to medium spray or wipe stain finishes are specified.

### *Walnut, Flat Cut*

**Select** – Is our most common grade of Walnut cabinet door. Color and grain variations are tolerated to a limited degree. The color variation is fairly uniform allowing the lighter colors to appear only in some deeper profiles and on the back side of the door. A few pin knots and small knot clusters may be allowed if overall color is consistent. This wood is well suited for light stains to dark stains.

**Premium** – Is our finest grade of Walnut cabinet door. Color selection is very important. We are careful to pick the darker colors only. We make sure the lighter shades normally in Walnut are not included on the face or in the profiles of this door. A few pin knots and small knot clusters may be allowed if overall color is consistent. This wood is well suited for light stains to dark stains.

**Rustic** – Color variations are tolerated to a limited degree. The color variation is fairly uniform allowing the lighter colors to appear only in some deeper profiles and on the back side on the door. The biggest difference in our Rustic Walnut as compared to our Select Walnut is we make sure each door has knots in the face of the door.



Walnut knots tend to be pitted and cracked in the knot area. This grade is well suited for all types of finish; it is just dependent on personal preference.

### *White Birch, Flat Cut*

**Select** – Our Select White Birch is slightly off white in color and each stave is color matched to give a uniform white appearance. Some refer to White Birch as Paper White Birch. This grade is free of knots and can be stained or clear coated.

### *White Oak, Flat Cut*

**Select** – Color and grain variations are only tolerated to a limited degree. The color is fairly uniform and well matched. Moderate color variations are allowed between doors, with a few small pin knots being allowed. This door is well suited to most applications where light to medium stain finishes are specified.

### *White Oak, Rift Cut*

**Select** – Color and grain variations are only tolerated to a limited degree. The color is fairly uniform and well matched. Moderate color variations are allowed between doors. A few of the smallest pin knots may be allowed along with a small amount of mineral streaks and sapwood allowed in machined areas. Being Rift Cut, this wood type minimizes the ray flakes in the White Oak and creates a fairly 'straight grain' look. This door is well suited to most applications where light to medium spray or wipe stain finishes are specified.

### *White Oak, Quarter Cut*

**Select** – Color and grain variations are only tolerated to a limited degree. The color is fairly uniform and well matched. Moderate color variations are allowed between doors. A few of the smallest pin knots may be allowed along with a small amount of mineral streaks and sapwood allowed in machined areas. Being Quarter Cut, this wood type creates a fairly 'straight grain' look with an emphasis being placed on choosing material with ray flakes. This door is well suited to most applications where light to medium spray or wipe stain finishes are specified.

### *White Maple, Flat Cut*

**Natural** – Is our most economical grade of White Maple cabinet door. Color and grain variations along with mineral staining and brown heartwood are purposely encouraged with a time limited effort in matching. Machining quality is the same as any other grade. This grade is best suited to medium to dark spray stains with some hiding characteristics.

**Select** – Is our most common grade of White Maple cabinet door. Color and grain variations are only tolerated to limited degree. The color is fairly uniform and well matched. Moderate color variations are allowed between doors. A few of the smallest pin knots may be allowed along with a small amount of mineral streaks and brown heartwood allowed in machined areas. This door is well suited to most applications where medium to light spray stain finishes are specified.

**Premium** – Is our finest grade of White Maple cabinet door. Color and grain uniformity are assured. All doors in a given order are made from material of the same color and grain characteristics with very low tolerance for variations in machined areas. This door is of excellent quality and perfect for clear or light spray stain finishes.

### *Yellow Birch, Flat Cut*

**Select** – In the Select grade of Yellow Birch you will receive the light sapwood and the reddish brown heartwood in each door. Our select Yellow Birch will portray a calico look in each door. This grade will be free of knots and is best suited for medium to dark stains.

### *Yellow Poplar, Flat Cut*

**Select** - Fine textured, soft and lightweight. Yellow Poplar has grayish-white sapwood with greenish brown heartwood so the color ranges from a light green to an off white. It machines well and takes paint exceptionally well. Poplar is frequently finished to look like other woods, and also works well as a paint grade wood. This grade is free of knots.



# Door & Drawer Front Code Key

This door key indicates the standard options for each door style. Some variations are shown in the catalog with an alternate panel option noted with an asterisk(\*) beside the panel code in this code key chart.

Name	Section	Page	Door					Drawer Front				
			Shape	Frame	Panel	Edge	AM/Pegs	Shape	Frame	Panel	Edge	AM/Pegs
Abbott	Stained	15		E1040	P2D				E8685	P2D		
Addison	Stained	14		E1603	P2D				E1601	P2D		
Alberto	Raw / Stained	4 / 19		E8700	S059				E8750	DFU		
Alliance	Stained	15		DS0006	P2D	B		E900			B	
Alphonse	Stained	15		DS0006	S070	M			DS0006DF	OR	M	
Andeo	Stained	20		DS0002	O	J			DS0002DF	DFO	J	
Arena	Stained	7		E7550	P2D		AM35		E7560	P2D		AM35
Aria	Painted	20		E8623	S062				E8687	M		
Arlington	Raw / Painted	4 / 19	E500	351 (57.2)	P2D	B		E900			B	
Aspen	Stained	12	E500	305 (76.2)	ORV3	V		E503	305 (76.2)	DFORV3	V	
Atlantic	Painted	20		E7702	O				E7102	DFO		
Augustus	Stained	18		DS0007	ORV2	D04			DS0007DF	DFORV2	D04	
Aurora	RTF	29	A6002	267		B		A6000			B	
Ava	Stained	5		E8731	P2F				E8731	P2F		
Aventura	Stained	16		DS0001	P2D	B		E900			B	
Bayside	Stained	11	E500	309 (57.2)	S059	G	AM18	E503	309 (57.2)	P2D	G	AM18
Bethel	Painted	20	E500	301 (76.2)	P2D	B		E501	301 (76.2)	P2D	B	
Birmingham	Stained	17	E500	305 (76.2)	OR*	D20		E503	305 (76.2)	DFOR	D20	
Boswell	Stained	17	E500	340 (57.2)	S072	V		E503	340 (57.2)	S072	V	
Boulder Ridge	Stained	6	E500	402 (63.5)	P2F	D13		E503	402 (63.5)	P2F	D13	
Bravo	Stained	5		E8657	P2D				E8696	P2D		
Bridgeport	Stained	18		DS0005	OR	V		E900			V	
Brooklyn	Stained	16	E500	301 (57.2)	OR	B		E503	301 (57.2)	DFOR	B	
Burnaby	RTF	31	A6001	103		A		A6005	103		A	
Burrows	Stained	16	E500	501 (57.2)	ORV15	V		E503	501 (57.2)	DFORV15	V	
Camryn	Stained	6		E8730	P2F			E900			B	
Caravan	Stained	8		E8682	P2D				E8682	P2D		
Carlo	Stained	9	E500	201 (57.2)	S059	E		E503	201 (57.2)	DFU	E	
Carson	Stained	7	E500	501 (76.2)	P2D	V		E501	501 (76.2)	P2D	V	
Causeway	Painted	22		DS0009	P2D	B			DS0009DF	P2D	B	
Cayman	Stained	7	E500	309 (57.2)	P2D	E	AM25	E900			E	
Century	Stained	14		E1603	S081				E1601	S083		
Chalet	Stained	7		E8626	P2DFM007				E8626	P2D		



Name	Section	Page	Door					Drawer Front				
			Shape	Frame	Panel	Edge	AM/Pegs	Shape	Frame	Panel	Edge	AM/Pegs
Charleswood	Stained	10		E2601	P2D				E2602	P2D		
Clairlea	RTF	30	A6004	104		S		A6005	104		S	
Clarke	RTF	29	A6001	287		V		A6005	287		V	
Colborne	Painted	20		E5600	R				E5601	DFR		
Cole	Stained	10	E500	346 (57.2)	OR	B		E900			B	
Collegiate	Stained	10	E500	501 (76.2)	OR*	Z		E501	501 (76.2)	DFOR	Z	
Collingwood	Stained	18		E1801	S081				E1809	S083		
Copley	Painted	22		E2100	P2D			E708			V	
Cortona	Stained	9	E500	201 (76.2)	U	J	AM11	E503	201 (76.2)	P2D	J	AM11
Cottage	Painted	21	E500	309 (76.2)	ORB2	K	AM17	E900			K	
Craftsman	Stained	14	E500(2V)	340 (57.2)	S060	Z		E707			Z	
Crown Pointe	DLV	33		4300	P2D				4307	P2D		
Davenport	Painted	21	E500	201 (76.2)	S059	J	AM11	E501	201 (76.2)	DFU	J	AM11
Dawson	Painted	21	E500	901 (76.2)	P2D	V		E501	901 (76.2)	P2D	V	
Destin	RTF	32	A6001	287		B		A6005	287		B	
Discovery	DLV	33		4546	P2D				LPL	P2D		
Discovery	DLV	33		4546	P2D				4459	P2D		
Dufferin	Stained	12	E500	201 (76.2)	S059	M	AM04	E501	201 (76.2)	DFOR	M	AM04
Dunbar	Stained	15		E8519	S059				E8520	DFU		
Eclipse	Painted	20		E1026	OR				E8684	DFOR		
Evermore	Stained	10		E1032	P2D				E1033	P2D		
Fairmont	Stained	12	E600Y	201 (57.2)	O	A		E503	201 (57.2)	DFO	A	
Florence	Stained	9		E1014	N				E8518	DFN		
Foggy Forest	Stained	11	E500	346 (76.2)	S062	D20		E900			D20	
Forest Hill	Raw / Stained	4 / 18	E500	201 (76.2)	Q	D10		E503	201 (76.2)	DFQ	D10	
Fraser	RTF	29	A6001	105		V		A6000			V	
Frederick	Stained	11	E600Y	101 (57.2)	O*	E		E900			E	
Gables	Stained	11		E8519	S064				E8520	P2D		
Gold Coast	Stained	16	E500	309 (76.2)	S060	B	RP1	E900			B	RP1
Harvard	Painted	21	E500	201 (76.2)	S083	J		E501	201 (76.2)	S083	J	
Highlight	Stained	8		E2630	ORB2				E2640	DFORB2		
Hillcrest	RTF	30	A6001	277		S		A6005	277		S	
Hilltop	RTF	31	A6003	101		S		A6005	101		S	
Hope	Stained	6		E9031					E9031			
Hudson	RTF	30	A6000			V		A6000			V	
Hunter	Stained	12		E2430	P2D		AM33	E900			B	



**Door & Drawer Front Code Key Cont.**

			Door					Drawer Front				
Name	Section	Page	Shape	Frame	Panel	Edge	AM/Pegs	Shape	Frame	Panel	Edge	AM/Pegs
Imperia	Stained	13	E800X	201 (57.2)	R*	G		E761			G	
Ireland	Painted	22		E2610	P2D				E2612	P2D		
Kelmscott	Stained	9		E2630	OR		AM31		E2640	DFOR		AM31
Largo	Raw / RTF	4 / 31	A6001	304		V		A6005	304		V	
Laurel	Stained	8		E8500	S059				E8502	DFU		
Liberty	Stained	17		E7500	P2D				E7300	P2D		
Lombard	RTF	31	A6000			O		A6000			O	
Malay	Stained	8		E1800	S065			E802			B	
Marco	RTF	30	A6001	267		B		A6005	267		B	
Marshall	RTF	30	A6002	276		B		A6005	276		B	
Matrix	Stained	17	E500(2V)	901 (57.2)	P2D	B		E900			B	
McLaren	Acrylic	37 / 38	Acrylic					Acrylic				
Mercury	Painted	19		DS0004	P2D	D06		E956			D06	
Mesa	Painted	22		E1901	P2D				E1901	P2D		
Middlesex	Stained	13	E912			C		E900			C	
Milan	Stained	22	E500	201 (57.2)	S063	C		E501	201 (57.2)	DFO	C	
Mission	Raw / Stained	4/5/13	E500	301 (57.2)	P2D*	B		E503	301 (57.2)	P2D	B	
Molise	Stained	8		E2600	P2D		AM32		E2602	P2D		AM32
Morris	Stained	5		E2603	P2D				E2604	P2D		
Museum	Raw / Stained	4 / 12	E500	501 (57.2)	L	V		E503	501 (57.2)	P2D	V	
Mystique	DLV	33		4459	P2D*				4459	P2D		
Naples	Stained	15	E500	101 (76.2)	N	D06		E750			D06	
Nassau	Stained	14	E600Y	201 (57.2)	R	J		E760			J	
Ocean	Raw/Stained/Painted	4/14/22	E500	901 (57.2)	P2D	B		E503	901 (57.2)	P2D	B	
Odyssey	RTF	29	A6000			D03		A6000			D03	
Old Mill	Stained	15	E500(2V)	101 (57.2)	DFU	J		E900			J	
Orchard	Stained	11		E8636	S070				E8653	DFU		
Osprey	Painted	21	E500	340 (76.2)	P2D	D13		E900			D13	
Pacific	RTF	30 / 31	A6001	166		B		A6005	166		B	
Paramount	Stained	5	E500	401 (76.2)	P2F	B		E501	401 (76.2)	P2F	B	
Partridge	Stained	12		E1070	P2D				E1070	P2D		
Pembina	Stained	11		E7502	S070				E7302	P2D		
Pike	Raw / Stained	4 / 13		E8932	P2D			E900			D32	
Ponderosa	Stained	12	E500	309 (76.2)	S072	G		E501	309 (76.2)	S072	G	
Portico	DLV	33 / 34		4741	P2D				4741	P2D		
Prairie	Painted	19	E500	309 (76.2)	P2D	B		E706			B	



Name	Section	Page	Door					Drawer Front				
			Shape	Frame	Panel	Edge	AM/Pegs	Shape	Frame	Panel	Edge	AM/Pegs
Provincial	Stained	7	E500	501 (57.2)	P2DFM021	Z		E501	501 (57.2)	P2D	Z	
Regal	Stained	6		E8700	N				E8750	DFN		
Regent	Stained	9	E500	309 (57.2)	ORB15	B		E503	309 (57.2)	DFORB15	B	
Renfrew	Stained	8		E7504	S064				E7304	DFN		
Richmond	Stained	9		E1013	S059				E1012	DFU		
Riverbed	Stained	12		E1032	OR				E1033	DFOR		
Riverdale	Stained	9	E500	301 (76.2)	P2D	Y	AM03	E503	301 (76.2)	P2D	Y	AM03
Rockcliffe	RTF	32	A6002	304		J		A6005	304		J	
Romeo	Stained	18	E500	301 (57.2)	P2D	B	AM01	E503	301 (57.2)	P2D	B	AM01
Salem	Stained	13	E500	301 (76.2)	OR	B		E503	301 (76.2)	DFOR	B	
Sanderson	Stained	10	E500	309 (76.2)	P2D	B	SP2	E515	301 (76.2)		B	SP2
Santolina	Painted	21		E1804	P2D				E1812	P2D		
Seaside	RTF	31	A6001	266		B		A6005	266		B	
Serenity	Painted	19	E500	340 (57.2)	S060	J		E900			J	
Shepherd	Painted	21		E1600	P2D				E1601	P2D		
Simplicity	Stained	14 / 15	Plywood Slab	E9030				Plywood Slab	E9030			
Somerset	Stained	11		E8646	ORB15			E900			B	
Spectrum	RTF	29 / 32	A6001	186		B		A6005	186		B	
Stanley	Stained	8	E500	301 (63.5)	P2D	Y	AM36	E503	301 (63.5)	P2D	Y	AM36
Stream	Stained	11		E2410	P2D			E900			B	
Sturgis	Stained	6	E500	309 (57.2)	P2D	B	AM13	E503	309 (57.2)	P2D	B	AM13
Suffolk	Stained	10		E8504	S059*				E8537	P2D		
Summit	Laminate Slab	35 / 36	Laminate					Laminate				
Sunset	Stained	17	E600X	201 (57.2)	ORV2	D01		E900			D01	
Toscana	Stained	10		E7550	OR			E801			B	
Umbria	Stained	16		E8646	OR				E8646	DFOR		
Unity	Stained	5		E1706	P2D				E1705	P2D		
Valley	Stained	10	E800X	101 (57.2)	R	M		E761			M	
Villa	Painted	20		DS0008	P2D	B		E900			B	
Waverly	Stained	13		E1028	P2D				E1029	P2D		
William	Stained	8		DS0003	P2D	W	Sp1		DS0003DF	P2D	W	SP1
Wisteria	Stained	14		E1019	N				E1031	DFN		
Woodbine	Stained	16	E500	101 (57.2)	S070*	F		E503	101 (57.2)	DFOR	F	
York	Stained	17	E600X	340 (57.2)	M	D04		E705			D04	
Yukon	Stained	16	E500	901 (57.2)	M	V		E503	901 (57.2)	P2D	V	

**Phone:** 1-204-325-9962  
**Toll Free:** 1-800-665-0623  
**Fax:** 1-204-325-5617  
**Email:** [sales@eliaswoodwork.com](mailto:sales@eliaswoodwork.com)

**Elias Woodwork and Manufacturing Ltd.**  
P.O. Box 1659  
275 Badger Ave.  
Winkler, MB. Canada R6W 4B5



Follow us on Facebook, Twitter, YouTube, and LinkedIn.  
[www.eliaswoodwork.com](http://www.eliaswoodwork.com)